

ISSN.0126-6632

perkasa

sarawak timber industry development corporation

october-december 2012

quarterly newsletter

PLANTED FORESTS
Planted forest establishments
open new opportunities

contents

03	Editorial
	News
04	New Opportunities
06	STIDC Achievement On Creativity & Innovation
08	STIDC Integrity & Innovation Day
10	Larger MGW
12	MGW 2012
	Highlight
14	Occupational Safety And Health
16	GAPPS 2012
	2012 Market Performance
18	January to September 2012
	Trade Statistics, Sarawak
21	January to September 2012 January to September 2011



STIDC website:
www.sarawaktimber.org.my

EDITORIAL TEAM

ADVISOR

Datu Haji Sarudu Haji Hoklai
General Manager

CHIEF EDITOR

Tuan Haji Hashim Haji Bojet
Deputy General Manager

EDITOR

Sharifah Norolah Binti Wan Ahmad
Corporate Affairs Manager

WRITER

Norman Botes Noma

**MARKET PERFORMANCE /
TRADE STATISTICS**

Ermi Fariza Rambli



**SARAWAK TIMBER INDUSTRY
DEVELOPMENT CORPORATION (STIDC)**

Wisma Sumber Alam, Jalan Stadium, Petra Jaya,
93050 Kuching,
P.O.Box 194, 93702 Kuching, Sarawak, Malaysia.
Tel: 6082-473000 Fax: 6082-442691
E-mail: stidc@pusaka.gov.my

PERKASA quarterly newsletter is published by Sarawak Timber Industry Development Corporation (STIDC). All rights reserved. No part of this publication may be reproduced in any form without prior consent of the Publisher.

The title "PERKASA", its logo and contents remain the property of the Publisher. Opinions expressed by advertiser are not necessarily of the Publisher or Editor

editorial

The year end is fast approaching. With this opportunity we would like to thank the wood-based industry players in Sarawak for their contributions and continuous support in ensuring the success of the related government policies. Being the mainstay of the state's economy it is hoped that this sector would continue to play its roles for mutual benefit.

Special thanks also go to the enforcement agencies for their close co-operation in combating irregularities in this sector besides ensuring that the timber related activities are carried out orderly. This augurs well with our efforts to enhance transparency, integrity and good governance in the wood-based fraternity.

We would also like to record our sincere appreciation to other stakeholders including the media for their continuous assistance in educating the public and disseminating the correct information on this sector. This is vital to avoid misperception concerning this industry as well as to project its positive image and to gain greater customers' confidence.

Likewise we wish to convey our gratitude to all the PERKASA subscribers for your loyalty and keen interest in keeping abreast with current issues and happenings within the circle of this sector. We will continue to update you with the latest information on this industry through this magazine apart from the electronic publication. Your constructive feedbacks are most welcomed.

Last but not least, thank you to members of the Board of Management under the chairmanship of the Datuk Amar Haji Awang Tengah Ali Hassan for providing the direction of this industry and STIDC. Thank you also to the management members and staff of STIDC for your commitment and dedication in serving the industry and the people.

In playing our role as the leader and catalyst of the wood-based industry in Sarawak, let us pursue the culture and spirit of co-operation, commitment and dedication. Let's continue to put our efforts together to create a more vibrant wood-based sector for Sarawak. Together we can achieve our objectives.

Wishing you
a happy and
prosperous new year

NEW OPPORTUNITIES

Planted forest establishments open new opportunities and provide an alternative source of raw materials



• Kelampayan (*Neolamarckia cadamba*) tree

Seminar on Rubber-wood, Acacia, Palm-wood and Wood of Pioneer Species (GAPPS 2012) was jointly organised by Forest Research Institute Malaysia (FRIM), Universiti Malaysia Sarawak (UNIMAS) and STIDC on 19th – 20th November 2012 in Kuching, Sarawak. It was in support of the government's effort to develop the downstream wood-based industry in Sarawak and the National Timber Industries Policy (NATIP) to achieve RM53 billion national export earnings by 2020. GAPPS 2012 was a follow-up of the Sarawak Furniture Industry Development Seminar held in February 2012.

Speaking at the official opening of the seminar, The Honourable Hajah Nancy Haji Shukri, Malaysian Forestry Research and Development Board Chairperson said Sarawak which has a huge landmass and rich in natural resources has the potential to increase its downstream wood-based industrial production. As such, she urged the industry players in Sarawak to tap the expertise and technical know-how of the related agencies including FRIM to further develop the wood-based value added products for local and export markets.





A nursery in Bintulu, Sarawak •

She disclosed that several discussions were held between FRIM and STIDC to explore the possibility of transferring the MyScrim technology to Sarawak. In addition, she said FRIM's technological experience on Rubber-wood, Acacia, Palm-wood and other pioneer species is essential to Sarawak's wood-based entrepreneurs to enhance their competitiveness and diversify the value added products.



Tree seedlings at a nursery in Bintulu, Sarawak •

She added that the co-operation among FRIM, UNIMAS and STIDC in furniture designing and furniture making was timely in developing the furniture industry in Sarawak.

With the latest knowledge and expertise on Rubber-wood, Acacia, Palm-wood and Pioneer species the local furniture industry is poised to develop further to meet the market demand, she said.

It is hoped that this seminar would foster co-operation among the agencies in the Peninsular Malaysia and Sarawak such as FRIM, UNIMAS, Forest Department, Sarawak Forestry Corporation, STIDC, Sarawak Timber Association and SFIC as well as the furniture entrepreneurs to transform the wood-based industry in Sarawak.

Through such synergy all pertinent issues including raw materials could be addressed collectively. The interaction among these agencies is also vital in order to understand the needs of the industry and strengthen networking among customers. More

All this while, natural forests are the main sources of timber in Sarawak. Hence, planted forest establishments open new opportunities and provide an alternative source of raw materials for the local wood-based players. Raw materials from planted forests are smaller in diameter and require suitable processing technique. Thus, there is a need for the wood-based companies in Sarawak to move in pace with this situation in order to sustain this industry".

The Honourable Hajah Nancy Haji Shukri
*Malaysian Forestry Research and Development Board
 Chairperson*



• Kelampayan (*Neolamarckia cadamba*) seedlings

importantly, it served as a platform to streamline the strategic direction towards sustaining the furniture industry in Sarawak.

SUMMARY

- GAPPs 2012 was in support of the government's effort to develop the downstream wood-based industry in Sarawak and NATIP to achieve RM53 billion national export earnings by 2020
- Sarawak has the potential to increase its downstream wood-based industrial production
- It is hoped that this seminar would foster co-operation among the agencies in the Peninsular Malaysia and Sarawak

STIDC ACHIEVEMENT ON CREATIVITY & INNOVATION



This annual event was aimed at promoting integrity and innovation among the staff



The STIDC Integrity and Innovation Day 2012 was an annual event aimed at promoting integrity and innovation among the staff. Ultimately, it helps to improve the delivery system in line with the concept of 1Malaysia, People First, Performance Now.

STIDC General Manager, Datu Haji Sarudu Haji Hoklai pointed out that this event served to remind the staff on the importance of integrity and innovation in executing the daily duties and responsibilities. This is to assist them to face the ever changing environment to be able to rise above the challenges particularly within the wood-based sector.

Described the event as timely, Datu Haji Sarudu said consistent efforts were made to encourage proper work ethics and integrity among the personnel. This was evident by the existence of the Integrity Committee to ensure continuous improvement in terms of work processes and delivery system.



The Soundlessmind Team representative receiving a souvenir from the ICTs competition organiser

Sarawak State Secretary, Datuk Amar Haji Mohamad Morshidi bin Haji Abdul Ghani (middle) presenting a mock cheque to STIDC General Manager, Datu Haji Sarudu



- The Soundlessmind Team, one of STIDC's ICTs represented Sarawak at the national level ICTs competition in Kuala Lumpur. Also seen is the team advisor and STIDC Senior Assistant General Manager, Mdm. Sadiyah Tu (front - 3rd left) and facilitator cum Corporate Affairs Manager, Mdm. Sharifah Norolah Binti Wan Ahmad (front - 3rd right)

In addition, the Civil Service Integrity Pledge is recited at the monthly staff assembly to reaffirm the commitment to serve with utmost integrity and according to rules and regulations. This can help to boost public confidence and productivity.

STIDC also supports the government's initiatives in promoting innovation and quality services among the civil servants. This has resulted in positive changes including the implementation of Key Focus Activity by the High Performance Teams as well as the Innovative and Creative Teams (ICTs).

So far, the ICTs had contributed significantly to STIDC. This was manifested by their high commitment, efficiency, team spirit and harmony in performing their duties

and responsibilities. The Soundlessmind Team which is one of these ICTs had also made STIDC proud by winning several ICT competitions at the state and national levels. The team had successfully developed a system for searching the photos called "Searchme". With this system photos can be retrieved within three days from two weeks previously. Currently, this team is mentoring the new ICTs in STIDC.

The Soundlessmind Team made its first debut in September 2011 when it emerged champion in the STIDC ICT Mini Convention and won the Chairman Award. It had also won the second placing for the Sarawak Southern Zone Civil Service ICT Convention in June 2012. This was followed by the Gold Award which the

team achieved in the Sarawak and Sabah Region MPC ICT Convention in July 2012. In September and October this year, this team was picked as the top 10 in the State Level Civil Service ICT Convention and won the prestigious Three-Star Gold Award in the National Level MPC-ICT Convention in Kuala Lumpur.

Based on these achievements, Datu Haji Sarudu said STIDC would continue to strive for the better in future. This is to ensure that the Corporation is moving in pace with the latest developments in order to meet the needs of the industry. Through this initiative, it is hoped that the staff would think and deliver their duties and responsibilities creatively so as to bring greater positive impact to the organisation and the people.



SUMMARY

- Integrity and innovation help to improve the delivery system in line with the concept of 1Malaysia, People First, Performance Now
- The ICTs had contributed significantly to STIDC in terms of staff commitment, efficiency, team spirit and harmony
- STIDC would continue to strive for the better in future to meet the needs of the industry

STIDC INTEGRITY & INNOVATION DAY

Integrity and innovation are among the prerequisites of an excellent civil service

Integrity and innovation are among the prerequisites of an excellent civil service. This is in tandem with the government's emphasis on the people's needs and high performances. Parallel with this aspiration, STIDC strives to instill the sense of integrity and innovation among its personnel by observing the annual Integrity and Innovation Day. This year's Integrity and Innovation Day was held on 15th October 2012 at the STIDC headquarters in Kuching, Sarawak. The event was graced by the STIDC Chairman, the Honourable Datuk Amar Haji Awang Tengah Ali Hassan.

In his address, the Chairman said, it is imperative for the civil servants including the STIDC personnel to adopt integrity and innovation culture to realise the government's objective in making Malaysia a developed and high income country by 2020.



- Datuk Amar Haji Awang Tengah (sitting in the middle) appreciating the timber sample and at the same time testing the R&D product while the other VIPs look on

Towards that end, the civil service should emphasise on good moral values such as trustworthiness, truthfulness, fairness, thankfulness, wisdom and transparency.

According to him, these values are essential in ensuring the people's confidence on the government's delivery system and in making Malaysia a stable country. Therefore, it is vital for government officers across the board to uphold the said values.

In consonance with this, concerted efforts were made to promote these values and to inculcate a sense of integrity among the civil servants. STIDC reciprocates to the government's call for integrity and innovation by holding the annual Integrity and Innovation Day with the hope to encourage a world class and innovative workforce. The auspicious event was also in recognition of

the tireless efforts to impart the integrity and innovation culture in STIDC.

Through this initiative the Chairman hoped that STIDC and its subsidiaries would always move in pace with the latest developments particularly within the sphere of the civil service and the wood-based sector in order to understand and satisfy the customers.

Commended STIDC leadership and personnel for their dedication and commitment, the Chairman expressed his confidence that the Corporation would continue to deliver its services with the spirit of integrity and innovation for customers' satisfaction. This augurs well with the Corporation's role as the leader and catalyst of the wood-based industry in Sarawak.

Playing its role for almost 40 years, STIDC

continues to make significant achievement in realising the government's objective to make Sarawak a developed state particularly in wood-based sector. The excellent achievement was proven by the export earnings recorded by this sector which surpassed RM7 billion in 2011.

Besides, the Corporation's delivery system is becoming more efficient and user-friendly with the online services such as e-Permit, e-Grading, e-Mill, e-IPR and e-Regnet. This is in addition to its success in implementing the State Government's tasks in other sectors including the development of Tanjung Manis as the economic hub of the central region of Sarawak and Sarawak Corridor of Renewable Energy (SCORE) as well as in planted forest establishments and pulp and paper industry.

SUMMARY

- STIDC strives to instill the sense of integrity and innovation among its personnel
- The civil service should emphasise on good moral values such as trustworthiness, truthfulness, fairness, thankfulness, wisdom and transparency
- STIDC continues to make significant achievement in realising the government's objective to make Sarawak a developed state particularly in wood-based sector



• Datuk Amar Haji Awang Tengah presenting the Integrity Award to the staff



• Datuk Amar Haji Awang Tengah testing the R&D product while the other VIPs look on



• Staff reciting the integrity pledge during the monthly staff assembly

STIDC official attending to the visitors at the Sarawak Pavilion

The second MTC Global WoodMart (MGW) was held on 4th - 6th October 2012 at Kuala Lumpur Convention Centre. Graced by the Minister of Plantation Industries and Commodities, the Honourable Tan Sri Benard Dompok, this year's show was almost 70% larger in terms of exhibition space compared with its first debut in 2010. It served as a one-stop platform that provided excellent opportunities for those involved in the timber trade to conduct selling, buying and networking for boreal, temperate and tropical timbers.

In his speech, Tan Sri Benard said, the global export value of timber products was US\$193.2 billion in 2011. The demand for major timber and timber products such as logs, sawn-timber and plywood had remained positive. Despite the economic downturn in some major economies, global trade in logs grew by 18.6% from US\$12.4 billion in 2010 to US\$14.7 billion in 2011, while trade in plywood and sawn-timber grew by 12% and 7.3% respectively to US\$13.1 billion and US\$30.8 billion last year.

The minister added that the global market for timber and timber products is huge although timber as the building material is facing serious threats from non-timber building materials such as cement, steel, glass and aluminium. As such, there is a need to work together to promote timber as the most environmental-friendly building material because sustainably harvested timber, when compared with other building materials, has minimal carbon footprint. Numerous Life Circle Assessments (LCA) carried by various reputable organisations proved that timber's cradle-to-grave score to be superior in comparison to steel, concrete and plastic. It takes less energy to create building material from timber than it does from other manufactured building products.


"Wood is inherently 'green', renewable, non-toxic, energy-efficient to grow and



LARGER MGW



• Tan Sri Benard (2nd left) and MTC Chairman, Datuk Aaron Ago Dagang (left) admiring the local product at the Sarawak Pavilion. Also seen is STIDC Senior Assistant General Manager (Trade and Industry), Mdm. Dayang Nena Abang Bruce (middle)



This year's show was almost 70% larger in terms of exhibition space compared with its first debut in 2010



manufacture as well as recyclable and biodegradable. In fact, countries like the USA, Canada's British Columbia, the UK, the Netherlands, Sweden and Norway have all advocated a 'Wood First' rule as part of a holistic 'green' building practice. Tropical, temperate and boreal timber producers must therefore unite for the benefit of the global wood-based industry, while promoting a 'greener' living environment", he said.

Given the increasing challenges of the global trading environment, he emphasised that timber buyers and sellers should take the opportunity during this MGW to exchange views and ideas on how to address issues that could affect further development of the global timber trade. These include issues concerning the increasing demand for legal and sustainable timber products, taking into account the reducing supply of timber materials from the natural forests.

According to him, major importing countries are considering various forms of laws aimed at ensuring responsible purchasing. For

instance, the US through the Lacey Act and the EU through the EU Timber Regulation are aimed at banning the import of illegal timber. Despite these stringent import requirements that the timber industry will be facing in future, there are measures being formulated to facilitate timber trade.

In this context, products which are made from legally harvested timber will be accorded 'green lane treatment' for timber exports into the EU under the EU FLEGT Voluntary Partnership Agreement signed between a producer country and the EU. Similarly, Australia will require its timber importers to exercise due diligence when importing timber products. These new laws affecting the timber operators are scheduled to be enforced in 2013. Hence, it is imperative that all timber producers and traders collaborate to ensure ethical practices will become a norm in the whole value chain of the timber industry. This is to ensure that products are made from only legally harvested timber and any doubt about timber legality among prospective

consumers can be addressed effectively. By adhering to such good trade practices, timber products would still be the preferred choice of building materials.

The International Conference on Market Requirements for Timber and Timber Products was held in conjunction with the MGW 2012 to update the industry on the specific market requirements for verified legal timber. Experts from the major consuming countries including the EU, the USA, Japan, China and Australia discussed on timber procurement policies and emerging regulations and requirements, all of them aimed at promoting legally produced timber and timber products.

The MGW provided an excellent platform and opportunity to further diversify the product range considering the presence of suppliers of a wide variety of temperate and boreal timbers. Malaysian timber manufacturers were strongly encouraged to utilise boreal and temperate timber materials in the manufacturing of their timber products particularly in meeting demands of niche markets. In the long run, the diverse timber production methods and approach would promote Malaysia as the hub for manufacturing high quality timber products. "It is my hope that MGW would become the premier regional event for conducting business for the international wood-based industry particularly in the sourcing of timber raw materials in the future. This would help to position Malaysia on the global map in terms of the global trading and marketing of timber products", Tan Sri Bernard said.



SUMMARY

- MGW served as a one-stop platform that provided excellent opportunities for those involved in the timber trade.
- The global export value of timber products was US\$193.2 billion in 2011.
- It is hoped that MGW would help to position Malaysia on the global map

MGW 2012

An ideal platform for buying, selling and networking for both local and international temperate, boreal and tropical timber suppliers and buyers



• The Sarawak Pavilion

The Malaysian Timber Council (MTC) Global WoodMart (MGW) 2012 was held in Kuala Lumpur Convention Centre from 4th - 6th October 2012. MGW 2012 which made its debut in 2010 was an ideal platform for buying, selling and networking for both local and international temperate, boreal and tropical timber suppliers and buyers.

Among others, the show featured logs, sawn-timber, plywood and panel products, wooden flooring, wooden decking, doors

and windows as well as mouldings and furniture components. Other products included marine hardwood plywood, Glulam, mosaic parquet, bamboo-based products, palm plywood raw board and decorative palm plywood, and thermally treated timbers.

Besides facilitating business among the local and international suppliers, agents, distributors, importers, manufacturers, wholesalers and others in the supply chain, MGW 2012 also aimed to promote and

encourage the wider application and use of timber from Malaysia and international sources.

According to MTC Chairman, the Honourable Datuk Aaron Ago Dagang, with the end-of-tunnel-light still not seen on the economic and financial crisis in Europe and a sluggish recovery in the USA, many investors have started looking at Asia to chart their future prospect and that MGW 2012 was looked forward by the timber trade not only for buying and selling of

wood products but also as a platform for strategising the generic promotion of wood globally.

Meanwhile, MTC CEO, Mr. Cheah Kam Huan said MTC has been at the forefront in shaping the country's timber industry landscape. Events such as MGW 2012 enable the Council to strengthen the regional and global timber-based network and generically promote wood as a renewable and the most eco-friendly raw material.

Described MGW 2012 as a highly focused show, Mr. Cheah said it was a Southeast Asian hub for the trade of timber-based raw materials and a gateway to international wood markets. In addition, it also provided the opportunity for local players to meet their foreign counterparts and explore further business opportunities with others in the timber supply chain.

"It is MTC's goal to promote Malaysia as a leading global player in the manufacturing and trading of timber products. Our

industry's strength is our high quality manufacturing expertise and MGW 2012 also served as a springboard for Malaysia to become the centre for timber-based market in Asia" he added.

MGW 2012 was almost 70 percent larger than the inaugural show in 2010 and had attracted 118 exhibitors from 22 countries including Brazil, Canada, Chile, China, Finland, France, Germany, Ghana, Hong Kong, India Indonesia, Myanmar, the Netherlands, New Zealand, the Philippines, Singapore, Switzerland, Thailand, the UAE, the UK, the USA and Malaysia.

New exhibitors accounted for up to 20 percent of this year's exhibition. The MGW had also received overwhelming response from the Malaysian industry players with an equal number of international participants including sizable representation from China, France, Latin America and the USA.



• Timber products exhibited at the MGW 2012



• Timber products exhibited at the MGW 2012

SUMMARY

- MGW 2012 was an ideal platform for buying, selling and networking for both local and international temperate, boreal and tropical timber suppliers and buyers
- Among others, MGW 2012 aimed to promote and encourage the wider application and use of timber from Malaysia and international sources.
- Many investors have started looking at Asia to chart their future prospect and that MGW 2012 was looked forward by the timber trade not only for buying and selling of wood products but also as a platform for strategising the generic promotion of wood globally

Sarawak's prominent wood-based industry players namely Samling, Shin Yang, Subur Tiasa and Ta Ann were featured in the Sarawak Pavilion in conjunction with the MTC Global WoodMart (MGW) 2012. The Sarawak Pavilion was co-ordinated by STIDC and the Sarawak Timber Association.



• A study visit to Daiken Sarawak Sendirian Berhad

OCCUPATIONAL SAFETY AND HEALTH

“The current scenario warrants more educational approaches with regard to the Occupational Safety and Health Act 1994”

Social Security Corporation (SOCSO) records showed that accidents in the wood-based industry in Sarawak are at worrying stage with the majority of these cases involved loss of fingers to machinery. This was revealed by the State Occupational Safety and Health Director, Mohamad Hatta Zakaria who spoke in conjunction with the official opening ceremony of the monitoring workshop for the small and medium enterprises in Kuching, Sarawak recently.

According to him, the records also showed that the level of compliance with occupational safety and health (OSH) practices is still unsatisfactory in Sarawak compared with other states in Malaysia. This was due to lack of awareness on the importance and benefits of OSH practices at workplaces. Obviously, this scenario warrants more educational approaches with regard to the Occupational Safety and Health Act 1994 for industries in Sarawak to have a more positive impact on workers' safety.

Under the Act, a company with more than 40 employees must form its OSH committee because it is everyone's right to work in a safe and healthy environment, he said.

STIDC views this situation seriously and subscribes to OSH practices at workplaces particularly within the sphere of the wood-based industry in Sarawak. In line with this it had conducted a brainstorming session on 12th - 13th November 2012 in Bintulu Division to acquire the inputs and feedbacks in



handling issues pertaining to OSH practices. The brainstorming session among others, aimed to get the support of the divisional offices to execute the OSH activities including monitoring and data collection. It also covered a study visit to Daiken Sarawak Sendirian Berhad to gain an insight of the company's OSH programme which emphasises on cleanliness and 5S practices.

The two-day session concluded with the feeling that the OSH programme is pertinent in the context of STIDC and the wood-based



• Discussion on OSH in progress

industry in Sarawak. The participants also felt the need to establish the OSH Section in STIDC. This section should be led by a qualified officer to promote OSH among the wood-based industry players. STIDC's role in promoting OSH is necessary due to the absence of the government agency to undertake this task for the wood-based industry in Sarawak. Besides, there is a need to create greater awareness on OSH among the employers and employees of this sector. With the formation of this section, matters related to the wood-based industry OSH could be addressed properly. This is in tandem with STIDC's role as the leader and catalyst of the wood-based industry in Sarawak.

Several proposals were also made during the brainstorming session such as the in-house OSH Orientation Course, the formation of both internal and external (inter-agency) OSH Committees, OSH

Seminar for the wood-based industry in Sarawak, OSH campaign at the logging camps, OSHA Compliance Audit, Safety Award as well as producing the promotional items for OSH campaign.

SUMMARY

- SOCSO records showed that accidents in the wood-based industry in Sarawak are at worrying stage
- Under the Occupational Safety and Health Act 1994, a company with more than 40 employees must form its OSH committee
- STIDC views this situation seriously and subscribes to OSH practices at workplaces particularly within the sphere of the wood-based industry in Sarawak



GAPPS 2012

To promote the use of rubber, acacia and oil palm wood as well as wood of fast growing pioneer species as alternatives for the production of value-added products

The Natural Resources and Environment Minister, Dato Sri Douglas Uggah Embas urged the wood-based industry particularly those in Sarawak to be prepared to optimise the utilisation of alternative raw materials from planted forests in order to minimise their dependence and mitigate pressure on the natural forests.

Being one of the main sources of income for Sarawak, this industry had contributed RM7.4

billion in terms of export earnings in 2011 compared with RM 7.2 billion in 2010, the minister said.

“These figures constituted 37% of the country’s total wood-based exports. Nevertheless, efforts must be made to find alternative resources to reduce our dependence on timber supply from natural forests” he said at the opening of the Seminar on Rubber wood, Acacia, Palm wood and Wood of Pioneer Species 2012

(GAPPS 2012) held in Kuching, Sarawak.

His speech was read by the Malaysian Forestry Research and Development Board (MFRDB) Chairperson, the Honourable Hajah Nancy Shukri.

He highlighted that the seminar aimed to promote the use of rubber, acacia and oil palm wood as well as wood of fast growing pioneer species as alternatives for the production of value-added products so as to reduce the dependency on natural forest resources.

According to him, the use of rubber wood for furniture products was proven successful in the Peninsular Malaysia with the industry generating RM6 billion to RM7 billion per annum to the country.

“That was the result of the continuous R&D efforts of Forest Research Institute Malaysia (FRIM) and other agencies to optimise the use of rubber wood to a commercial scale” he said adding that there is a potential for the rubber



- STIDC Deputy General Manager, Haji Hashim Bojet (right) briefing Hajah Nancy Shukri (middle) on R&D product



wood-based industry to be developed further in Sarawak.

He also mentioned that there are large-scale planting of acacia and oil palm in which FRIM has conducted extensive research on their utilisation which can be tapped by the industry.

"Based on statistics, there are approximately five million hectares of oil palm plantations in Malaysia, of which Sarawak has about 1.022 million hectares or 20.4%. FRIM has pioneered various R&D on the use of this material, paving the way for various parties to venture into the production of flooring strips and panels, the establishment of pulp and paper mill as well as the production of bio fuel" he added.

Meanwhile, Dato' Dr Abdul Latif Mohmod, FRIM Director General said the use of raw materials from planted forests is the way forward due to mounting demands from the international players particularly the European markets for certified wood-based products to ensure that they originate

from legal, sustainable and well managed sources.

Also present were Prof. Dr Khairul Aidil Azlin Abdul Rahman, the Universiti Malaysia Sarawak (UNIMAS) Institute of Design and Innovation Director and Haji Hashim Bojet, Deputy General Manager of STIDC.

The seminar which was jointly organised by FRIM, UNIMAS and STIDC registered 125 participants from the forest related agencies, experts, researchers, designers, furniture manufacturers and other wood-based industry players in Sarawak.

A total of 18 papers were presented by FRIM researchers and representatives from UNIMAS, Forest Department of Sarawak, Sarawak Forestry Corporation, Malaysian Timber Council, Rubber Industry Smallholders Development Authority (RISDA), Malaysian Timber Industry Board and STIDC. Among the topics covered were "Availability of Rubber-wood, Acacia & New Plantation Species in

Sarawak", "The rationale and Philosophy of Forest Plantation Development", "Properties of Rubber-wood, Acacia and Palm", "Sawing and Drying Technology", "Challenges Incorporating Oil Palm Veneer in Plywood Production", "Biodegradable Properties of Some Fast Growing Species", "Value Added Products", "Industrial Design Innovation for Contemporary Furniture Design", "Commercial Production of Pulp and paper From Energy Fruit Bunches".

SUMMARY

- Wood-based sector being one of the main sources of income for Sarawak had contributed RM7.4 billion in terms of export earnings in 2011 compared with RM 7.2 billion in 2010
- Efforts must be made to find alternative resources to reduce our dependence on timber supply from natural forests
- The use of raw materials from planted forests is the way forward



2012

market performance

JANUARY – SEPTEMBER

EXPORT VALUE OF LOGS & TIMBER PRODUCTS

The value of log and timber products exported from January to September 2012 grew by 9% worth RM5.54 billion compared to the same period last year at RM5.39 billion.

There were increased in the overall values of logs and timber products exported. Respective increases in export value were that of sawn timber (16%), plywood (1%), veneer (16%), moulding (35%), dowel (34%), fibreboard (20%) and particle board (12%) from January to September 2012 compared to the corresponding

period in 2011. However, there were respective decreases in the value logs (4%), laminated board/flooring (7%) and blockboard (27%)

Plywood remained the major contributor accounting for 53% @ RM2.9 billion of the total export value, with logs (25% @ RM1.4 billion) and sawntimber (11% @ RM0.6 billion) as second and third place respectively.

(Table 1)



LOGS

Export volume of logs from January to September 2012 increased by 7% from 2.3 million m³ to 2.5 million m³. However, the export value of logs decreased by 4% from RM1.42 billion to RM1.36 billion when compared with the previous year.

India maintained its position as the number one purchaser of the State's log for the third quarter of 2012 at 1.6 million m³ from 1.5 million m³ which increased by 13% compared to the same period last year. Followed by Taiwan (to 258 thousand m³ from 277 thousand m³, decreased by 7%) and China (247 thousand m³ from 205 thousand m³, increased by 21%).

Export of logs to India, Taiwan and China constituted 86% of the total export volume and contributed 87% to the total export value of logs from January to September 2012.

Average FOB unit value of logs decreased by 10 % from RM608 to RM546 for the first 3rd quarter 2012 compared to similar period in 2011. **(Table 2)**

SAWN TIMBER

Volume of sawn timber export from January to September 2012 increased by 12% to 0.61 million m³ from 0.55 million m³ and the value also increased by 16% to RM586 million from RM506 million compared to that of similar period in 2011.

Thailand remained the number one importer of the State's sawn timber, by purchasing 29% of the overall volume which increased by 1% at 178 thousand m³ from 176 thousand m³ followed by Middle East (increased by 80% to 141 thousand m³ from 78 thousand m³) and Philippines (increased by 26% to 118 thousand m³ from 94 thousand m³)

Export of sawntimber to Thailand, Middle East and Philippines constituted 71% of the total export volume and contributed 66% to the total export value of logs for the first nine month 2012.

Average FOB unit value of sawntimber increased by 3.6% from RM924 to RM958 for the 3rd quarter 2012 compared to similar period in 2011. **(Table 3)**




PLYWOOD

Plywood exported from January to September 2012 at 1.9 million m³ was 11% higher than that of 1.7 million m³ exported for the corresponding period in 2011. Plywood sales at RM2.9 billion contributed 53% to the overall timber products revenue obtained from the export of logs and timber products for the first nine month 2012.

Japan remained the number one importer of the State's plywood with purchase of 1.02million m³ or 56% of the volume exported valued at RM1.6 billion. However, Japan decreased their purchase by 0.96% from 1.033 million m³ compared to the same period in 2011. Other major plywood importers like Middle East increased their export volume by 105% to 271 thousand m³ from 132 thousand m³ and Korea increased by 38% to 264 thousand m³ from 191 thousand m³.

Export of plywood to Japan, Middle East and Korea contributed 80% of the overall exported volumes and values of plywood for the third quarter 2012.





Average FOB unit value of plywood decreased by 9% from RM1,667 to RM1,521 for the 1st nine months 2012 compared to similar period in 2011.

(Table 4)

OTHER TIMBER PRODUCTS

Other timber products includes veneer, dowels, moulding, particleboard, fibreboard, block board, laminated board, woodchip and other timber products (mention in Table 1). Value of these export of products was at RM648 million accounted for 12% of the overall value of timber and timber products exported during the first nine months of 2011.

Respective increases in export volumes were that of woodchips (41%), moulding (26%), veneer (10%), particle board (5%), dowel (2%) and fibreboard (0.87). However, there were in decreases for laminated board/flooring (10%) and block board (6%) from January to September 2012 compared to the corresponding period in 2011. **(Table 5 & 6)**

FUTURE OUTLOOK

The results of timber investment and trade missions to South Korea and India recently received an encouraging response from both countries where about RM41 million in trade agreement was signed between Sarawak and these two countries. The government also encouraging the industry to strengthen its position by being more competitive and controlling bigger market share in the international market. In addition, the state has the potential to be the country's top contributor for furniture exports towards 2020 as it is one of the major producers of tropical timber and timber products. However, Sarawak has to put up with stiff competition from others furniture producing countries like China, Indonesia and Vietnam. (source: Borneo Post)

A big potential market especially for plywood from Sarawak will be Middle East (Yemen, Bahrain, Saudi Arabia and the United Arab Emirates (UAE) which is expected to increase their import volume significantly. Forecasted export value of logs and timber products for 2012 will be around RM7.4 billion, that is based on average volume of nine months 2012 which saw an increase by 4.45% from RM7.1 billion last year. The timber industry market outlook is still promising and growing steadily.



trade statistics sarawak

TABLE 1
EXPORT SUMMARY OF TIMBER AND TIMBER PRODUCTS FROM SARAWAK

PRODUCTS	2012 ^p January - September			2011 ^p January - September			% Change 2012 / 2011	
	Volume (M ³)	FOB Value (RM'000)	Value %	Volume (M ³)	FOB Value (RM'000)	Value %	Volume	Value
LOG	2,494,524	1,361,029	24.55	2,332,300	1,417,762	26.28	6.96	(4.00)
SAWNTIMBER	611,926	586,221	10.58	546,893	505,570	9.37	11.89	15.95
PLYWOOD	1,938,576	2,948,149	53.19	1,744,717	2,909,334	53.94	11.11	1.33
VENEER	161,884	194,653	3.51	147,623	167,242	3.10	9.66	16.39
LAMINATED BOARD / FLOORING	14,967	36,139	0.65	16,584	38,714	0.72	(9.75)	(6.65)
MOULDING	5,901	13,959	0.25	4,688	10,335	0.19	25.88	35.07
DOWEL	840	3,751	0.07	821	2,790	0.05	2.28	34.44
FIBREBOARD	143,651	229,665	4.14	142,412	190,801	3.54	0.87	20.37
BLOCKBOARD	1,056	896	0.02	1,122	1,231	0.02	(5.87)	(27.21)
PARTICLE BOARD	91,281	48,854	0.88	86,579	43,779	0.81	5.43	11.59
OTHER PRODUCTS*	67,610	88,508	1.60	59,593	90,118	1.67	13.45	(1.79)
WOODCHIP [Tonne]	160,600	31,223	0.56	114,038	16,296	0.30	40.83	91.60
TOTAL (M³) (RM)	5,532,217	5,543,047	100	5,083,332	5,393,972	100	8.83	2.76

***OTHER TIMBER PRODUCTS:**

- Biomass Particles
- Chopping board
- Densified wood
- Door & door frames
- Finger jointed
- Furniture and furniture parts
- Laminated beam
- Laminated post
- Laminated Veneer Lumber (LVL)
- Parquet flooring
- Railways sleepers
- Wooden fences
- Wooden gates
- Wooden pallet
- Wooden pegs & stakes
- Wooden pellet

Notes:

- Fibreboard include MDF and HDF
- Total of volume (m³) does not include woodchips (tonne)
- a = annual & total include application/permit to transport goods within the Federation [Customs Declaration Form No.3 (CDF3)]
- p = preliminary & total does not include application/permit to transport goods within the Federation [Customs Declaration Form No.3 (CDF3)]

EXPORT VALUE OF MAJOR TIMBER & TIMBER PRODUCTS FROM SARAWAK (RM'000) : 2012 / 2011

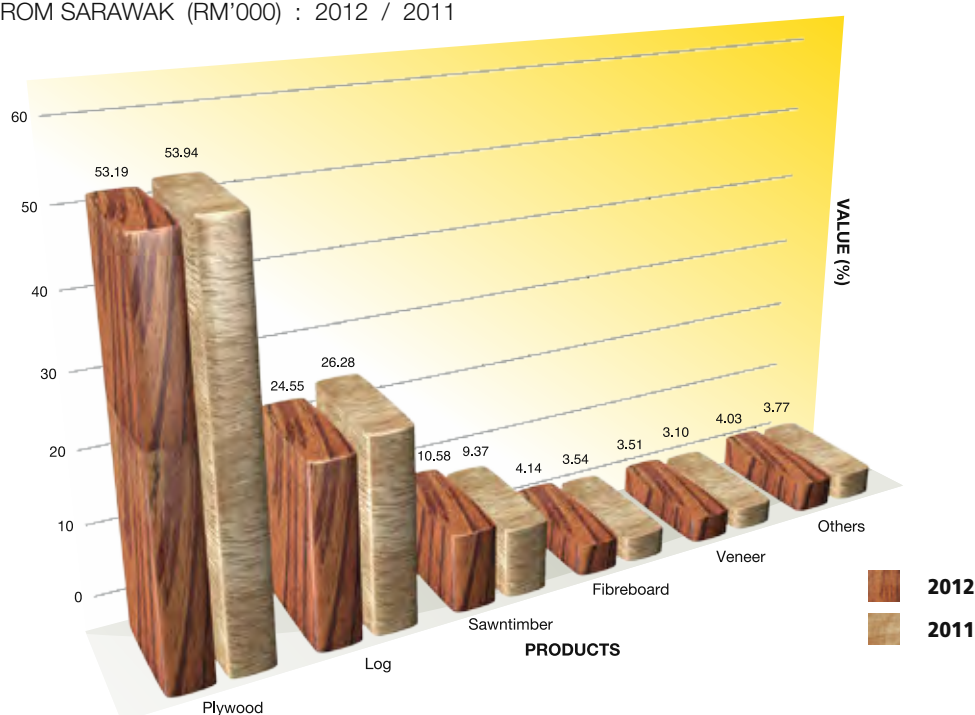


TABLE 2
EXPORT OF LOG BY COUNTRY OF DESTINATIONS

DESTINATIONS	2012 ^P January - September			2011 ^P January - September			% Change 2012 / 2011	
	Volume (M ³)	FOB Value (RM'000)	Value %	Volume (M ³)	FOB Value (RM'000)	Value %	Volume	Value
INDIA	1,649,547	916,125	67.31	1,465,509	901,669	63.60	12.56	1.60
TAIWAN	258,045	143,714	10.56	276,794	171,394	12.09	(6.77)	(16.15)
CHINA	247,237	124,223	9.13	204,526	113,429	8.00	20.88	9.52
JAPAN	133,336	83,072	6.10	207,007	140,356	9.90	(35.59)	(40.81)
VIETNAM	124,888	49,209	3.62	110,353	49,591	3.50	13.17	(0.77)
KOREA	47,331	27,928	2.05	38,890	21,803	1.54	21.70	28.09
THAILAND	12,947	9,566	0.70	23,968	16,953	1.20	(45.98)	(43.57)
INDONESIA	11,100	1,709	0.13	3,956	914	0.06	180.56	86.98
PHILIPPINES	9,114	4,138	0.30	-	-	-	100.00	100.00
PAKISTAN	980	1,345	0.10	1,297	1,653	0.12	(24.44)	(18.63)
TOTAL	2,494,524	1,361,029	100	2,332,300	1,417,762	100	6.96	(4.00)

EXPORT VALUE OF LOG TO MAJOR DESTINATIONS
(RM'000) : 2012 / 2011

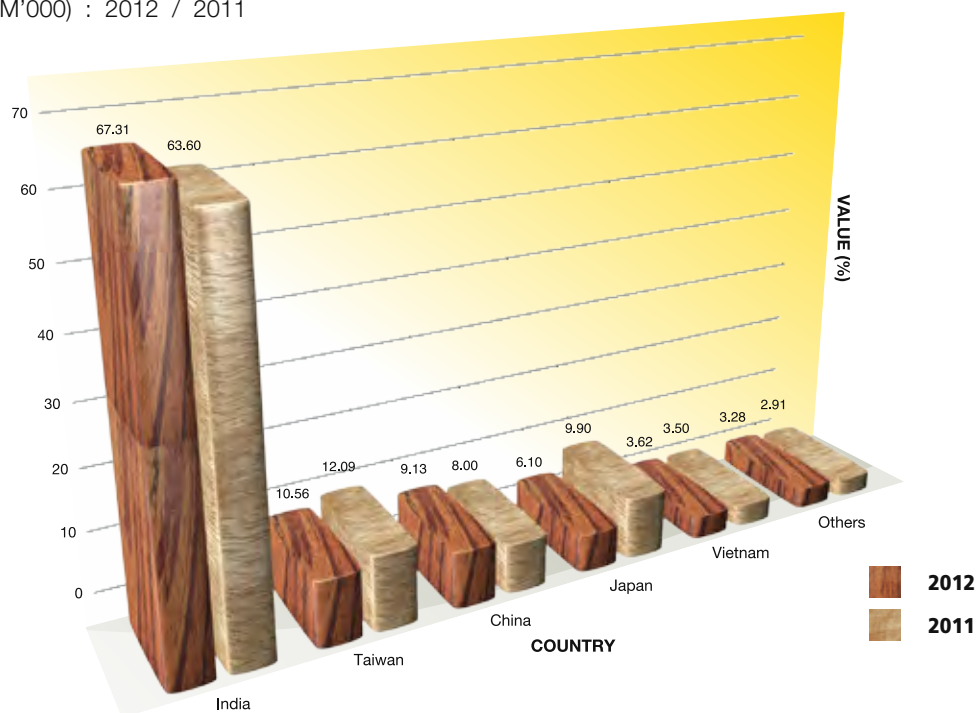


TABLE 3
EXPORT OF SAWNTIMBER BY COUNTRY OF DESTINATIONS

DESTINATIONS	2012 ^P January - September			2011 ^P January - September			% Change 2012 / 2011	
	Volume (M ³)	FOB Value (RM'000)	Value %	Volume (M ³)	FOB Value (RM'000)	Value %	Volume	Value
THAILAND	177,629	172,196	29.37	175,626	163,553	32.35	1.14	5.28
MIDDLE EAST	140,981	168,339	28.72	78,289	90,819	17.96	80.08	85.36
PHILIPPINES	117,709	44,594	7.61	93,661	34,285	6.78	25.68	30.07
TAIWAN	53,557	46,727	7.97	62,719	58,647	11.60	(14.61)	(20.32)
KOREA	27,530	32,398	5.53	19,498	18,677	3.69	41.20	73.46
SINGAPORE	27,398	27,956	4.77	27,509	30,764	6.09	(0.40)	(9.13)
JAPAN	19,350	34,701	5.92	18,539	30,761	6.08	4.37	12.81
CHINA	15,058	15,618	2.66	25,644	22,954	4.54	(41.28)	(31.96)
SRI LANKA	9,120	12,637	2.16	13,685	16,528	3.27	(33.36)	(23.54)
SOUTH AFRICA	8,270	9,176	1.57	10,513	11,895	2.35	(21.33)	(22.86)
OTHERS*	15,325	21,879	3.73	21,211	26,687	5.28	(27.75)	(18.02)
TOTAL	611,926	586,221	100	546,893	505,570	100	11.89	15.95

***OTHER DESTINATION:**

- AUSTRALIA
- BELGIUM
- BRUNEI
- DENMARK
- FRANCE
- GERMANY
- HONG KONG
- INDIA
- INDONESIA
- MACEDONIA
- MALDIVES
- MAURITIUS
- NETHERLANDS
- REUNION
- SEYCHELLES
- TIMOR-LESTE
- UNITED KINGDOM
- UNITED STATES
- VIETNAM
- within MALAYSIA (Peninsular & Sabah)

EXPORT VALUE OF SAWNTIMBER TO MAJOR DESTINATIONS

(RM'000) : 2012 / 2011

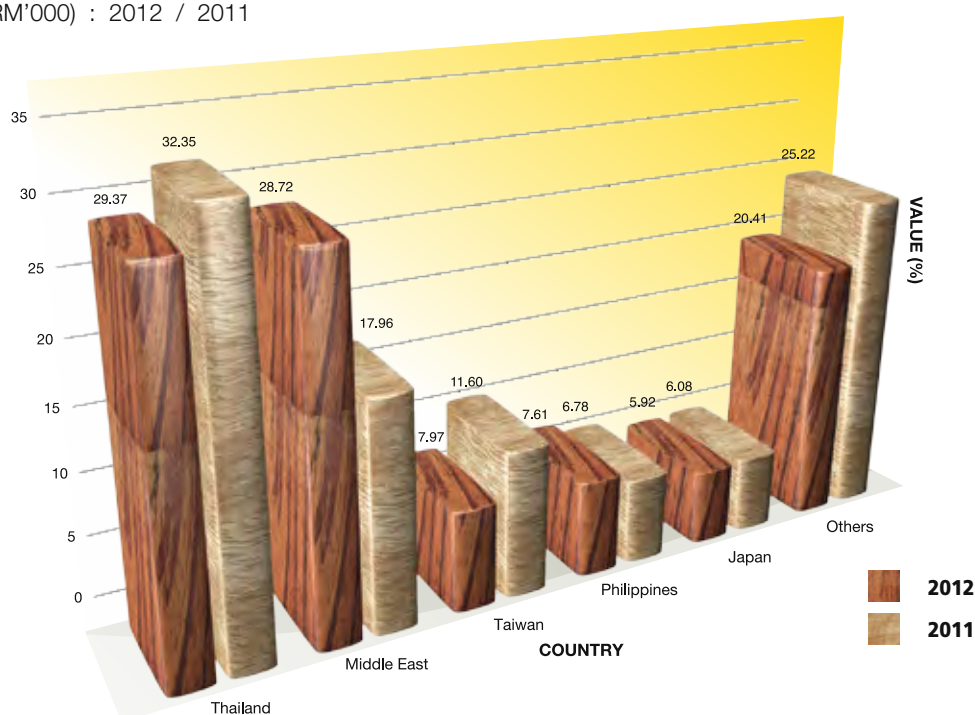


TABLE 4
EXPORT OF PLYWOOD BY COUNTRY OF DESTINATIONS

DESTINATIONS	2012 ^P January - September			2011 ^P January - September			% Change 2012 / 2011	
	Volume (M ³)	FOB Value (RM'000)	Value %	Volume (M ³)	FOB Value (RM'000)	Value %	Volume	Value
JAPAN	1,022,875	1,647,985	55.90	1,032,757	1,874,593	64.43	(0.96)	(12.09)
MIDDLE EAST	270,799	360,581	12.23	132,277	181,485	6.24	104.72	98.68
KOREA	263,926	341,780	11.59	191,254	259,073	8.90	38.00	31.92
TAIWAN	171,795	238,157	8.08	163,039	219,209	7.53	5.37	8.64
CHINA	43,371	71,490	2.42	38,511	63,740	2.19	12.62	12.16
PHILIPPINES	42,839	71,350	2.42	47,475	79,995	2.75	(9.77)	(10.81)
UNITED STATES	35,088	74,194	2.52	35,411	67,057	2.30	(0.91)	10.64
HONG KONG	24,820	35,663	1.21	29,036	39,768	1.37	(14.52)	(10.32)
SINGAPORE	15,708	20,808	0.71	14,052	17,481	0.60	11.78	19.03
AUSTRALIA	12,311	28,168	0.96	18,541	41,323	1.42	(33.60)	(31.83)
OTHERS*	35,044	57,973	1.97	42,364	65,610	2.26	(17.28)	(11.64)
TOTAL	1,938,576	2,948,149	100	1,744,717	2,909,334	100	11.11	1.33

***OTHER DESTINATION:**

- BELGIUM
- BRUNEI
- CANADA
- DOMINICAN REPUBLIC
- GERMANY
- INDIA
- INDONESIA
- IRELAND
- ITALY
- LIBERIA
- MALDIVES
- MAURITIUS
- MEXICO
- NETHERLANDS
- NEW ZEALAND
- NORTHERN MARIANA ISLANDS
- PAPUA NEW GUINEA
- SOUTH AFRICA
- SRI LANKA
- THAILAND
- UNITED KINGDOM
- VIETNAM

EXPORT VALUE OF PLYWOOD TO MAJOR DESTINATIONS

(RM'000) : 2012 / 2011

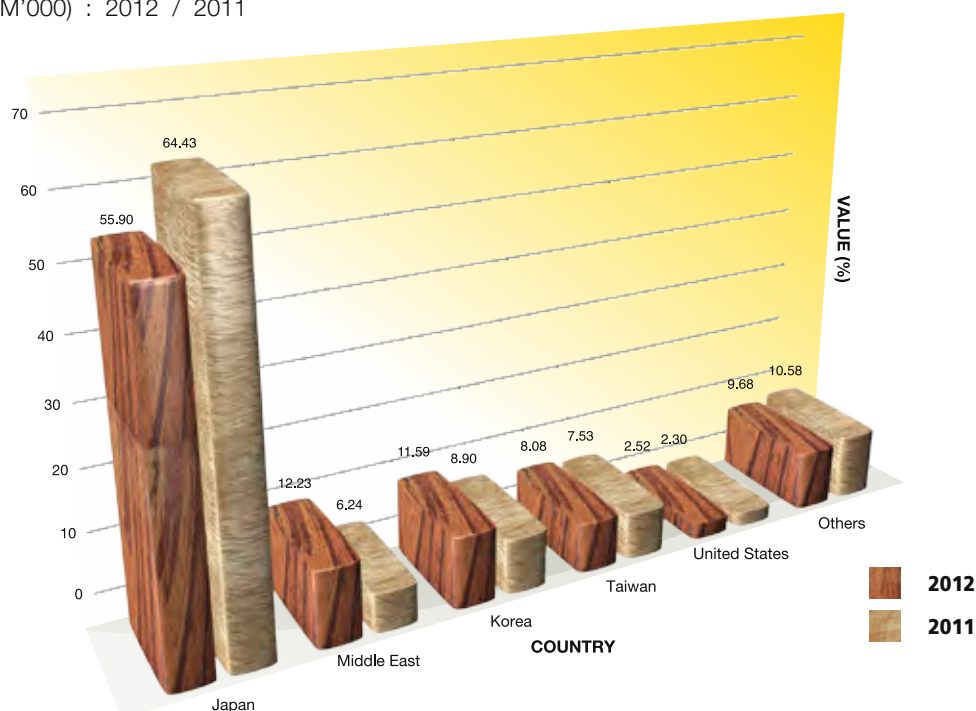


TABLE 5
EXPORT OF VENEER BY COUNTRY OF DESTINATIONS

DESTINATIONS	2012 ^p January - September			2011 ^p January - September			% Change 2012 / 2011	
	Volume (M ²)	FOB Value (RM'000)	Value %	Volume (M ²)	FOB Value (RM'000)	Value %	Volume	Value
TAIWAN	80,182	94,194	48.39	82,102	90,136	53.90	(2.34)	4.50
KOREA	42,399	46,445	23.86	22,098	24,209	14.48	91.87	91.85
CHINA	15,368	13,320	6.84	14,865	12,397	7.41	3.39	7.45
PHILIPPINES	14,489	21,269	10.93	18,732	21,002	12.56	(22.65)	1.27
JAPAN	5,861	10,492	5.39	7,331	11,846	7.08	(20.05)	(11.43)
THAILAND	1,648	1,391	0.71	456	545	0.33	261.6998	155.23
AUSTRALIA	1,509	6,037	3.10	1,934	6,969	4.17	(21.97)	(13.37)
VIETNAM	237	211	0.11	-	-	-	100.00	100.00
UNITED STATES	120	1,243	0.64	-	-	-	100.00	100.00
SINGAPORE	71	51	0.03	71	52	0.03	(0.80)	(1.92)
SRI LANKA	-	-	-	35	86	0.05	(100.00)	(100.00)
TOTAL	161,884	194,653	100	147,623	167,242	100	9.66	16.39

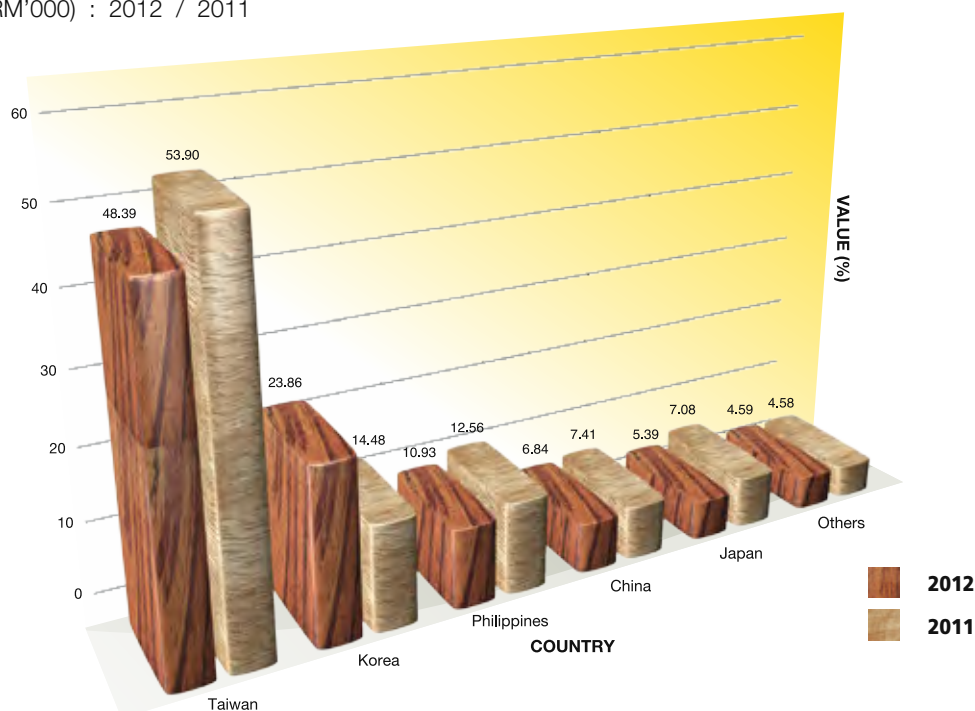
EXPORT VALUE OF VENEER TO MAJOR DESTINATIONS
(RM'000) : 2012 / 2011

TABLE 6
EXPORT OF LAMINATED BOARD/FLOORING BY COUNTRY OF DESTINATIONS

DESTINATIONS	2012 ^P January - September			2011 ^P January - September			% Change 2012 / 2011	
	Volume (M ³)	FOB Value (RM'000)	Value %	Volume (M ³)	FOB Value (RM'000)	Value %	Volume	Value
UNITED STATES	7,065	23,413	64.79	8,963	26,494	68.44	(21.18)	(11.63)
TAIWAN	3,945	4,377	12.11	2,676	2,520	6.51	47.41	73.69
KOREA	1,816	2,397	6.63	2,540	3,148	8.13	(28.51)	(23.86)
BRUNEI	533	1,576	4.36	273	841	2.17	95.05	87.40
EU	407	1,266	3.50	1,026	3,081	7.96	(60.36)	(58.91)
INDONESIA	347	990	2.74	-	-	-	100.00	100.00
CHINA	244	144	0.40	68	239	0.62	258.95	(39.75)
JAPAN	137	471	1.30	245	729	1.88	(44.22)	(35.39)
SINGAPORE	126	413	1.14	195	491	1.27	(35.28)	(15.89)
VIETNAM	106	329	0.91	21	57	0.15	416.28	477.19
OTHERS*	242	763	2.11	578	1,114	2.88	(58.10)	(31.51)
TOTAL	14,967	36,139	100	16,584	38,714	100	(9.75)	(6.65)

***OTHER DESTINATION:**

- AUSTRALIA
- CANADA
- INDIA
- THAILAND
- TURKEY

EXPORT VALUE OF LAMINATED BOARD/FLOORING TO MAJOR DESTINATIONS
(RM'000) : 2012 / 2011

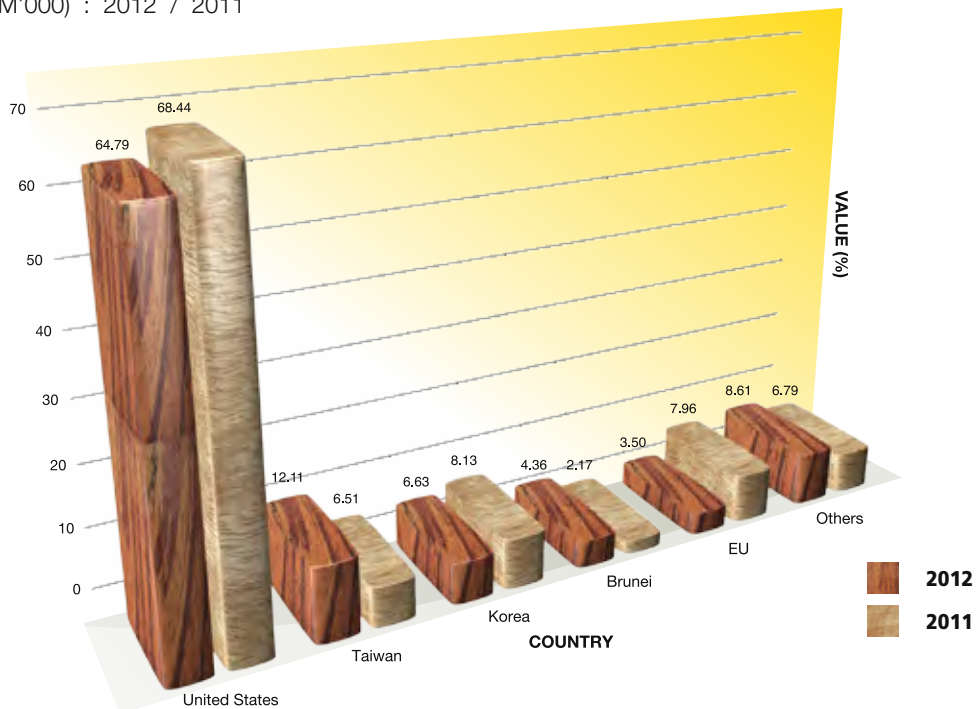


TABLE 7
EXPORT OF MOULDING BY COUNTRY OF DESTINATIONS

DESTINATIONS	2012 ^P January - September			2011 ^P January - September			% Change 2012 / 2011	
	Volume (M ³)	FOB Value (RM'000)	Value %	Volume (M ³)	FOB Value (RM'000)	Value %	Volume	Value
JAPAN	2,874	6,601	47.29	1,754	3,450	33.38	63.81	91.33
KOREA	1,293	2,718	19.47	829	1,695	16.40	56.04	60.35
AUSTRALIA	592	1,569	11.24	656	1,493	14.45	(9.70)	5.09
UNITED STATES	363	1,132	8.11	70	411	3.98	422.46	175.43
TAIWAN	310	914	6.55	542	1,500	14.51	(42.76)	(39.07)
EU	306	618	4.43	455	1,080	10.45	(32.72)	(42.78)
SOUTH AFRICA	74	138	0.99	42	75	0.73	77.87	84.00
SINGAPORE	32	46	0.33	104	122	1.18	(69.30)	(62.30)
CANADA	24	115	0.82	71	309	2.99	(66.67)	(62.78)
NEW ZEALAND	19	89	0.64	-	-	-	100.00	100.00
OTHERS*	15	19	0.14	166	200	1.94	(91.25)	(90.50)
TOTAL	5,901	13,959	100	4,688	10,335	100	25.88	35.07

***OTHER DESTINATION:**

- CAMBODIA
- CHINA
- INDIA
- MAURITIUS
- SEYCHELLES
- TURKEY

EXPORT VALUE OF MOULDING TO MAJOR DESTINATIONS

(RM'000) : 2012 / 2011

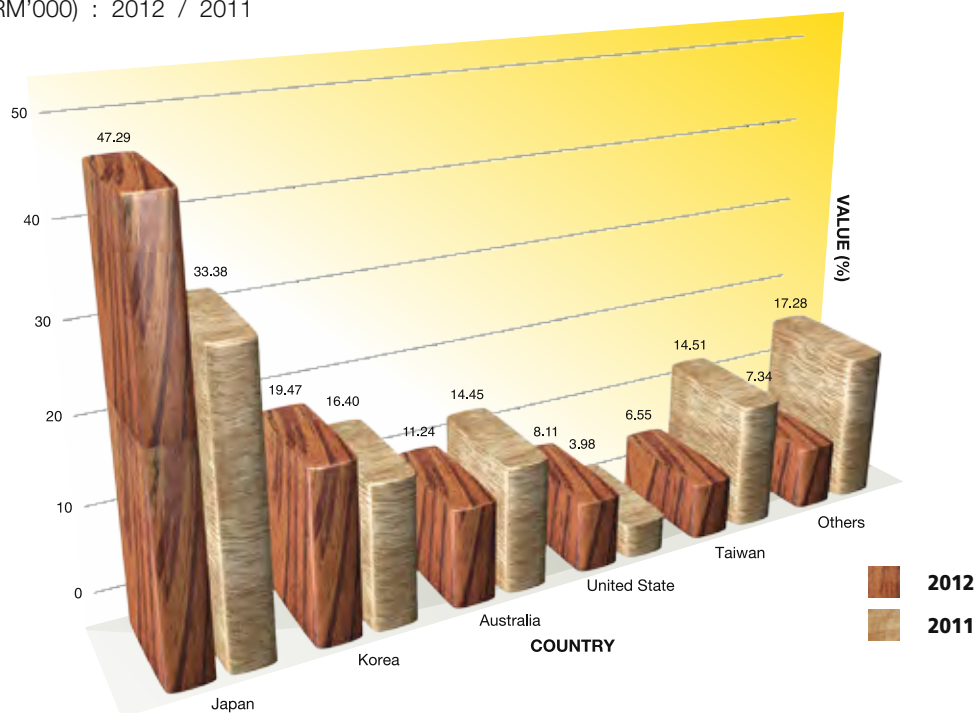


TABLE 8
EXPORT OF DOWEL BY COUNTRY OF DESTINATIONS

DESTINATIONS	2012 ^P January - September			2011 ^P January - September			% Change 2012 / 2011	
	Volume (M ³)	FOB Value (RM'000)	Value %	Volume (M ³)	FOB Value (RM'000)	Value %	Volume	Value
UNITED STATES	399	1,757	46.84	264	976	34.98	50.78	80.02
EU	206	1,154	30.77	220	785	28.14	(6.25)	47.01
SOUTH AFRICA	118	359	9.57	80	239	8.57	46.35	50.21
INDIA	50	205	5.47	80	295	10.57	(37.52)	(30.51)
CANADA	23	65	1.73	5	19	0.68	359.37	242.11
SWITZERLAND	22	100	2.67	36	139	4.98	(39.42)	(28.06)
JAPAN	15	71	1.89	18	53	1.90	(14.16)	33.96
AUSTRALIA	7	40	1.07	117	284	10.18	(94.38)	(85.92)
TOTAL	840	3,751	100	821	2,790	100	2.28	34.44

EXPORT VALUE OF DOWEL TO MAJOR DESTINATIONS
(RM'000) : 2012 / 2011

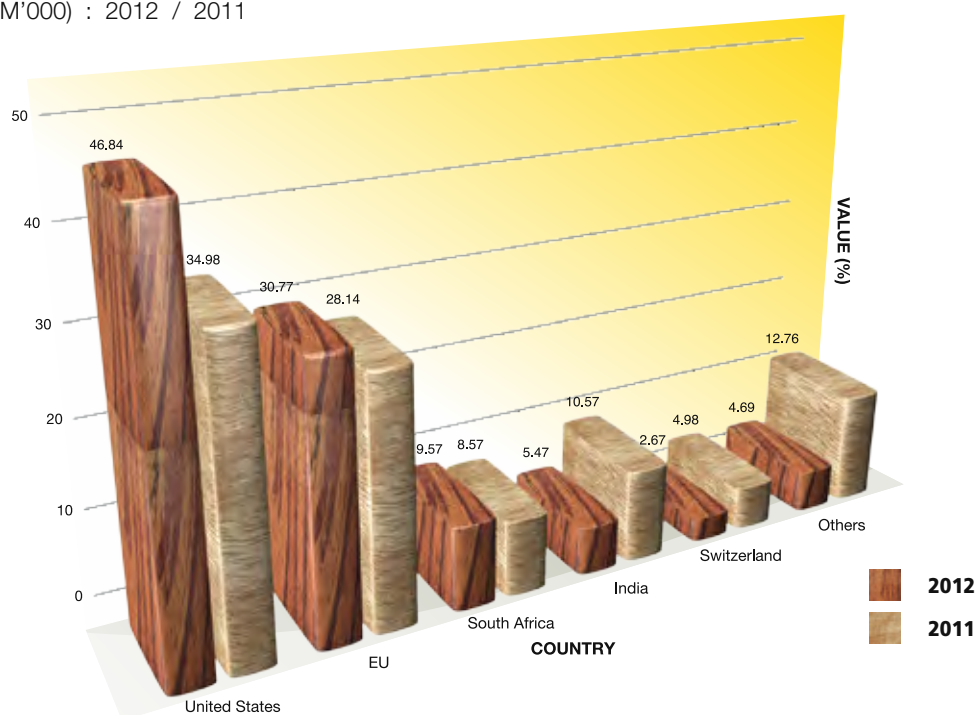


TABLE 9
EXPORT OF FIBREBOARD BY COUNTRY OF DESTINATIONS

DESTINATIONS	2012 ^P January - September			2011 ^P January - September			% Change 2012 / 2011	
	Volume (M ³)	FOB Value (RM'000)	Value %	Volume (M ³)	FOB Value (RM'000)	Value %	Volume	Value
JAPAN	117,000	195,630	85.18	105,321	155,132	81.31	11.09	26.11
INDONESIA	11,944	14,475	6.30	14,035	13,178	6.91	(14.90)	9.84
PHILIPPINES	8,351	10,138	4.41	7,668	7,169	3.76	8.91	41.41
TAIWAN	1,767	2,734	1.19	3,675	3,764	1.97	(51.93)	(27.36)
THAILAND	1,079	1,861	0.81	3,669	3,312	1.74	(70.60)	(43.81)
BRUNEI	1,052	1,058	0.46	997	863	0.45	5.55	22.60
NETHERLANDS	872	1,855	0.81	888	1,509	0.79	(1.82)	22.93
SINGAPORE	578	738	0.32	130	90	0.05	345.75	720.00
INDIA	488	436	0.19	625	451	0.24	(21.96)	(3.33)
CHINA	395	522	0.23	1,961	1,991	1.04	(79.84)	(73.78)
OTHERS*	126	218	0.09	3,445	3,342	1.75	(96.35)	(93.48)
TOTAL	143,651	229,665	100	142,412	190,801	100	0.87	20.37

***OTHER DESTINATION:**

- AUSTRALIA
- KOREA
- SOUTH AFRICA
- VIETNAM

Notes:

- Fibreboard include MDF and HDF

EXPORT VALUE OF FIBREBOARD TO MAJOR DESTINATIONS

(RM'000) : 2012 / 2011

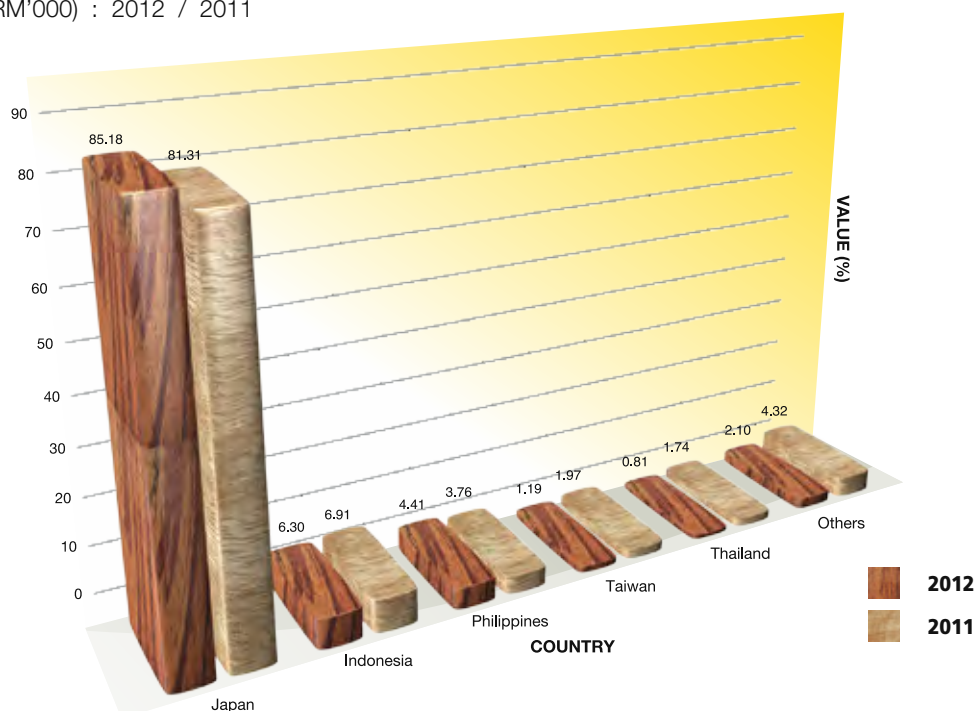


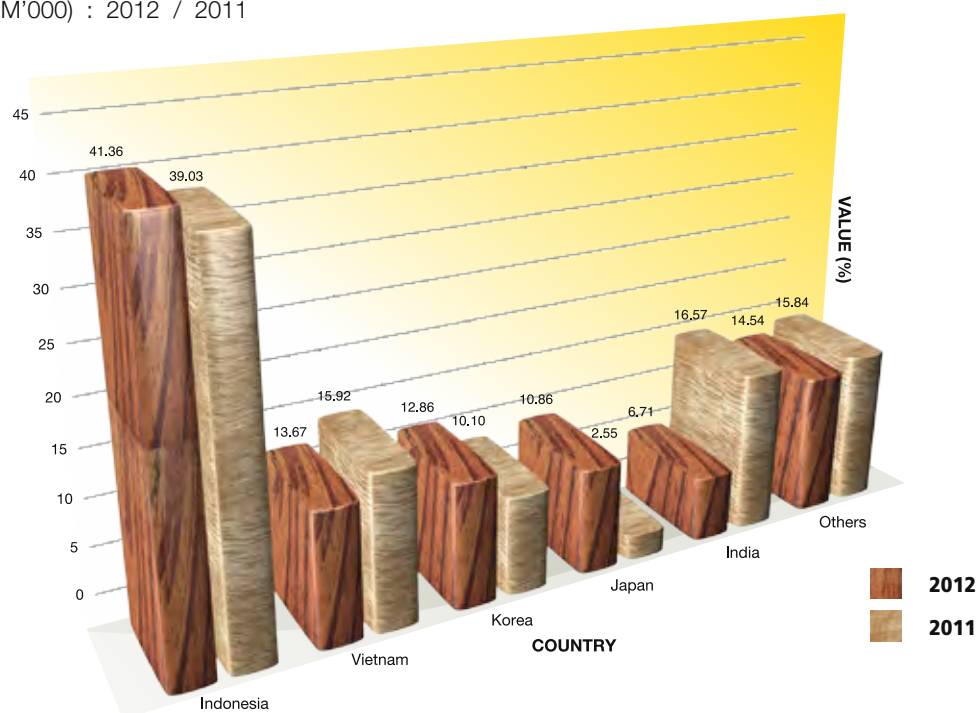
TABLE 10
EXPORT OF PARTICLE BOARD BY COUNTRY OF DESTINATIONS

DESTINATIONS	2012 ^P January - September			2011 ^P January - September			% Change 2012 / 2011	
	Volume (M ³)	FOB Value (RM'000)	Value %	Volume (M ³)	FOB Value (RM'000)	Value %	Volume	Value
INDONESIA	39,692	20,204	41.36	34,855	17,085	39.03	13.88	18.26
KOREA	14,041	6,282	12.86	7,541	4,421	10.10	86.19	42.09
VIETNAM	13,224	6,680	13.67	14,786	6,970	15.92	(10.57)	(4.16)
INDIA	6,876	3,280	6.71	14,220	7,252	16.57	(51.65)	(54.77)
PHILIPPINES	5,423	2,970	6.08	10,031	5,259	12.01	(45.94)	(43.53)
JAPAN	3,964	5,304	10.86	1,864	1,116	2.55	112.65	375.27
CHINA	3,870	2,301	4.71	745	561	1.28	419.61	310.16
BANGLADESH	3,339	1,282	2.62	506	116	0.26	559.53	1005.17
BRUNEI	427	226	0.46	2,030.83	999.00	2.28	(78.95)	(77.38)
YEMEN	305	252	0.52	-	-	-	100.00	100.00
OTHERS*	120	73	0.15	-	-	-	100.00	100.00
TOTAL	91,281	48,854	100	86,579	43,779	100	5.43	11.5923156

***OTHER DESTINATION:**

- SINGAPORE
- TAIWAN

EXPORT VALUE OF PARTICLE BOARD TO MAJOR DESTINATIONS
(RM'000) : 2012 / 2011



Publication Items FOR SALE



RM 25

The Malaysian Grading Rules For Sawn Hardwood Timber (English) (2009 Edition)

RM 25

Commercial Timber Species Of Sarawak (a set of 3)



RM 20

Guide To Timber Trade Sarawak (2010/2011)

RM 10

Manual Of Sarawak Timber Species (Revised Edition)



RM 5

Sarawak Log Grading Rules (SLGR) (English) (1996 Edition)

RM 40

Timber Sample Box (English Description)



MODE OF PAYMENT

All quotation will be inclusive of airmail postage and bank commission (for overseas payment only)

Payment should be made in the form of Telegraphic Transfer to our **Maybank Current Account No. 51111 3408 936**

ORDER FORM



Publications Catalogue:

- The Malaysian Grading Rules For Sawn Hardwood Timber (English)
- Commercial Timber Species Of Sarawak (a set of 3) (English)
- Guide To Timber Trade, Sarawak (2010/2011)
- Manual Of Sarawak Timber Species
- Sarawak Log Grading Rules (English)
- Timber Sample Box (English Description)

To :

Sarawak Timber Industry Development Corporation (STIDC)

We wish to purchase the items indicated. Please quote us the total cost inclusive of postage and bank commission. (if any).

Name: _____

Designation: _____

Company: _____

Address: _____

Country: _____

E-mail: _____

Tel: _____

Fax: _____

Date: _____

Signature: _____

Company Stamp:

* Fax to : 6082-441169 / 442691
 Email : botes@pusaka.gov.my /
 norhanb1@pusaka.gov.my



Carving

Excellence & Harmony



WOOD CARVING is a living tradition among the people of Sarawak reflecting a rich diversity of cultural experiences and moods. A tradition that has brought to light the resourcefulness and skills of our people since time immemorial. It is a living legacy. The tradition of wood carving depicts a constant evolution of man and his forest environment, working towards its esteemed goals of harmony and excellence.

The wood carving training programme conducted by STIDC serves to impart and develop the carving skills amongst the younger generation to preserve and nurture this priceless cultural heritage.



PERBADANAN KEMAJUAN PERUSAHAAN KAYU SARAWAK
Sarawak Timber Industry Development Corporation (STIDC)

Wisma Sumber Alam, Jalan Stadium, Petra Jaya, 93050 Kuching,
P.O Box 194, 93702 Kuching, Sarawak, Malaysia.
Tel: 6082-473000 Fax: 6082-442691
E-mail: stidc@pusaka.gov.my

www.sarawaktimber.org.my